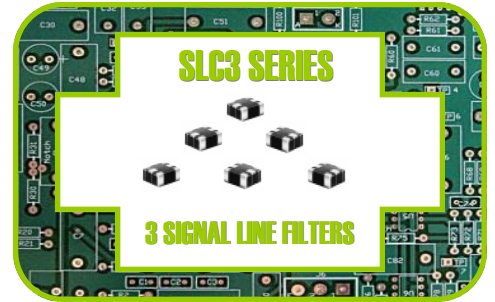


MOX-SLC3-1812

3 SIGNAL LINE COMMON MODE FILTERS



MoxiE
INDUCTOR CORPORATION



Features

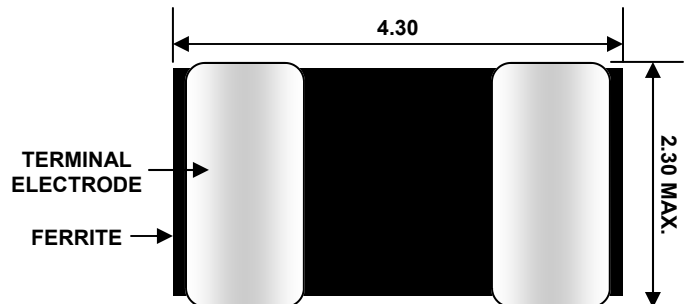
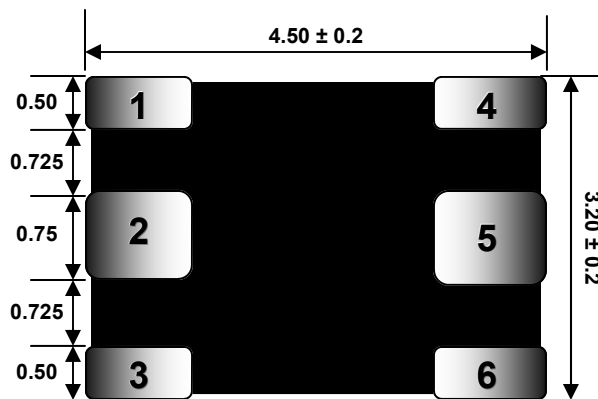
- RoHS Compliant.
- Low Cost.
- Custom Designs Available.
- Quick Turn Lead-times.
- Operating Temperature: -40°C $+105^{\circ}\text{C}$.
- Package available in 2 signal line to accommodate various designs.
- Excellent for noise suppression on any electronic device.
- Used to counter common-mode noise affecting signals within high speed lines.



NOTES



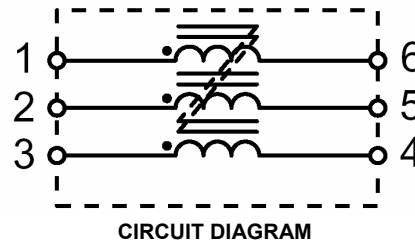
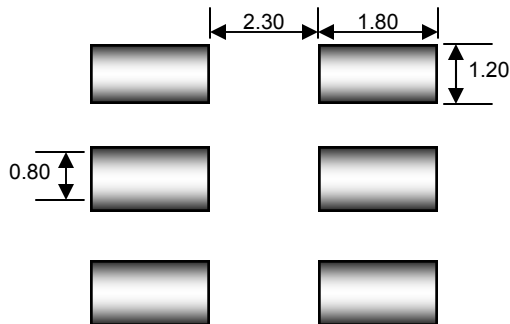
MECHANICAL DIMENSIONS



MOXIE NOTE: ALL DIMENSIONS IN MM.



LANDING PATTERN & SCHEMATIC



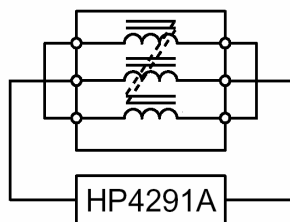
ELECTRICAL SPECIFICATIONS

MoxiE Part Number	Impedance (Ω) 100 MHz	DC Resistance (Ω Max.)	Rated Voltage Edc(V) Max.	Rated Current Idc (A) Max.	Insulation Resistance (Minimum)
MOX-SLC3-1812-102S-3P	1000 \pm 25%	0.60	20	0.20	10M

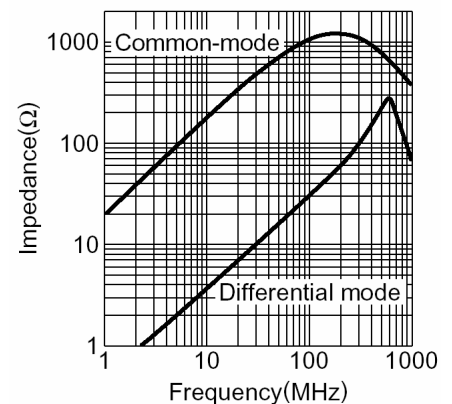
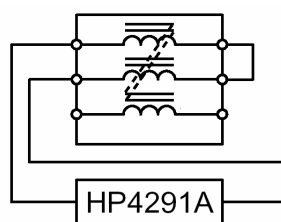
MOXIE TEST INSTRUMENTS

- Common Mode Impedance: HP 4291A RF Impedance Analyzer.
- DC Resistance: HP 4338A Milli Ohm Meter.
- Insulation Resistance: HP 4339A High Resistance Meter.

COMMON MODE



DIFFERENTIAL MODE



ENGINEERING NOTES

- All MoxiE electrical specifications are at 25°C
- Rated Current for a ΔT of 40°C
- RoHS Compliant.
- Packaging: Tape & Reel & Bulk. (500 pieces per reel)
- MoxiE Inductor Corporation specifications are subject to change without notice.