

# MOX-LAN-TRFRC


**MoxiE**<sup>®</sup>  
INDUCTOR CORPORATION

## 10 BASE-T ISOLATION TRANSFORMERS

MoxiE's LAN-TRFRC isolation transformers are designed for adaptor cards, hubs, maus and motherboard applications.

### FEATURES:

- Low cost.
- Available with common mode chokes for EMI suppression.
- Meets IEEE 802.3 10Base-T specifications.
- RoHS compliant.
- Surface mount, Thru-hole and DIP packages available.
- MoxiE Inductor Corporation custom designs available.



## ELECTRICAL SPECIFICATIONS @ 25°C

MoxiE Part Number (Surface Mount)	Turns Ratio (±5%) Transmit	Turns Ratio (±5%) Receive	Primary Pins	Common Mode Choke	Sine Wave Inductance OCL (µH Min.)	Interwinding Capacitance C <sub>ww</sub> (pF Max.)	Leakage Inductance L <sub>L</sub> (µH Max.)	DCR (Ω Max.)	Hipot (Vrms)	Schematic Spec.	Mechanical Spec.
MOX-LAN-TRFRC-128	1 CT:1.414CT	1CT:1CT	6-8/1-3		200	15	0.5	0.4	2000	3	3
MOX-LAN-TRFRC-356	1CT:1.414CT	1CT:1CT	6-8/1-3	X	200	12	0.5	0.6	2000	6	3
MOX-LAN-TRFRC-467	1 CT:2CT	1CT:1CT	6-8/1-3	X	140	12	0.2	0.6	2000	6	3
MOX-LAN-TRFRC-2023	1 CT:2.5CT	1CT:1CT	6-8/1-3	X	200	15	0.5	0.4	2000	7	2
MOX-LAN-TRFRC-4001	1CT:2CT	1CT:1CT	6-8/1-3	X	112	8	0.3	0.8	3000	4	2
MOX-LAN-TRFRC-2024 <sup>1</sup>	1CT:2.5CT	1CT:1CT	6-8/1-3	X	350	30	0.8	0.6	2000	7	2
MOX-LAN-TRFRC-85454	1:1.414	1:1	3-4/1-2		140	12	0.2	0.4	2000	1	1
MOX-LAN-TRFRC-85726	1CT:1CT	1CT:1CT	1-3/6-8		200	10	0.2	0.3	2000	3	2
MOX-LAN-TRFRC-85745	1CT:1.414CT	1CT:1CT	6-8/1-3		140	12	0.2	0.3	1500	3	2
MOX-LAN-TRFRC-88023	1CT:2CT	1CT:1CT	1-3/6-8	X	200	12	0.3	1.0	1500	5	2
MOX-LAN-TRFRC-88041	1CT:2CT	1CT:1CT	6-8/1-3		112	8	0.3	0.5	1500	3	2
MOX-LAN-TRFRC-88048	1CT:1.414CT	1CT:1CT	6-8/1-3	X	110	15	0.4	1.0	1500	4	2
MOX-LAN-TRFRC-88052	2CT:1CT	1CT:1CT	1-3/6-8	X	140	12	0.3	1.0	1500	5	2
MOX-LAN-TRFRC-88810	—	1:1 (4X)	1-2/3-4		140	12	0.2	0.4	2000	2	2
MOX-LAN-TRFRC-88820	1:1.414 (4X)	—	1-2/3-4 5-6/7-8		40	12	0.2	0.4	2000	2	2

MoxiE Part Number (Thru-Hole)	Turns Ratio (±5%) Transmit	Turns Ratio (±5%) Receive	Primary Pins	Common Mode Choke	Sine Wave Inductance OCL (µH Min.)	Interwinding Capacitance C <sub>ww</sub> (pF Max.)	Leakage Inductance L <sub>L</sub> (µH Max.)	DCR (Ω Max.)	Hipot (Vrms)	Schematic Spec.	Mechanical Spec.
MOX-LAN-TRFRC-128L	1 CT:2CT	1CT:1CT	6-8/1-3		140	15	0.5	0.4	2000	3	4

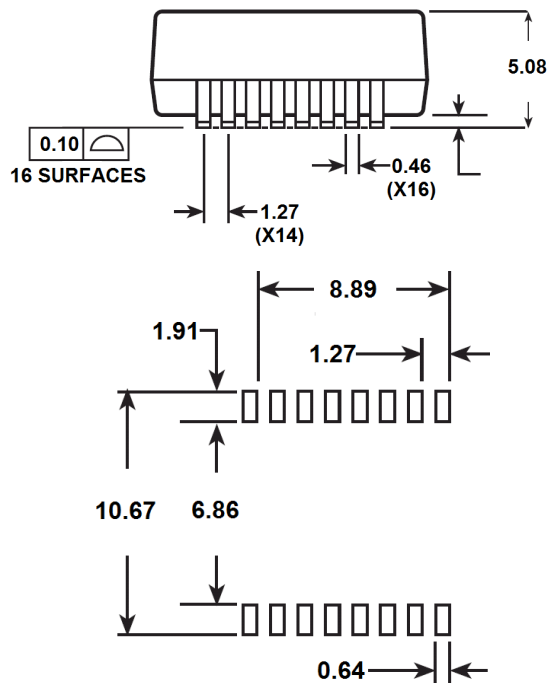
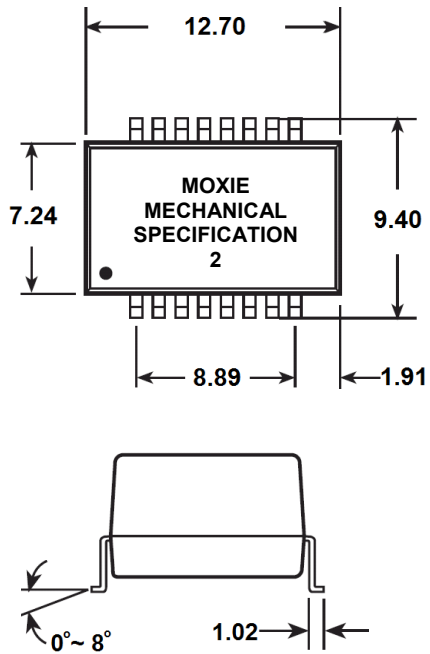
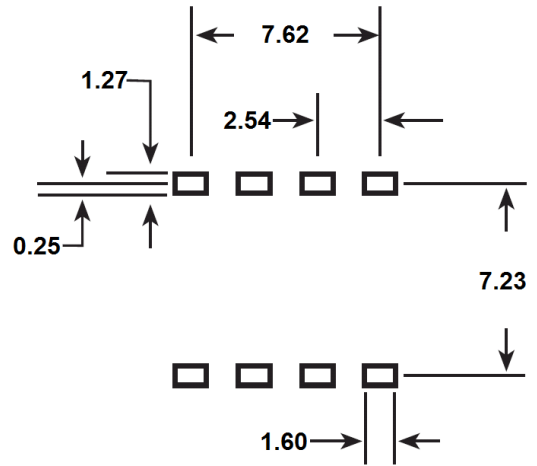
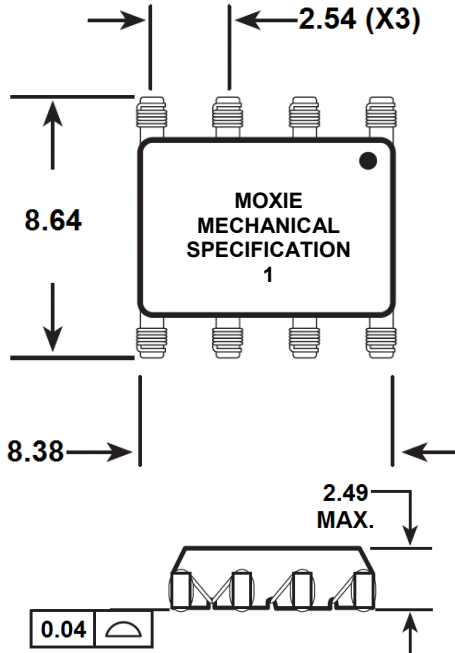
### MOXIE NOTES:

- STANDARD OPERATING TEMPERATURE: -10° TO + 70°C.
- EXTENDED OPERATING TEMPERATURE OF -40° TO + 85°C AVAILABLE. (DESIGNATED WITH "-E" SUFFIX)
- <sup>1</sup> EXTENDED TEMPERATURE OF -40°C TO +85°C STANDARD.
- OCL, C<sub>ww</sub> & L<sub>L</sub> ARE MEASURED AT 20 mVrms, 100kHz.
- RoHS NL PEAK SOLDER RATING: +235°C.
- MOXIE INDUCTOR CORPORATION SUBJECT TO CHANGE WITHOUT NOTICE

REVISION B



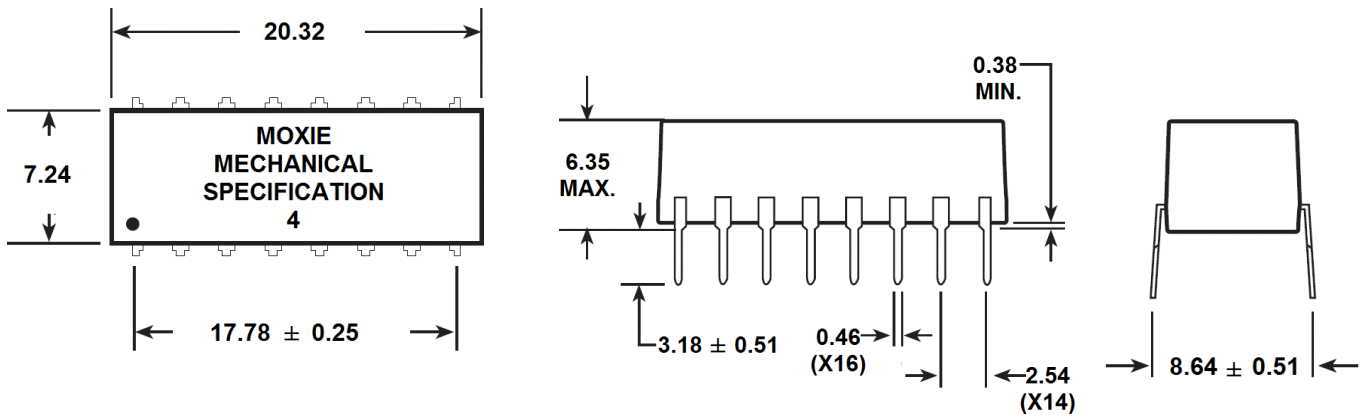
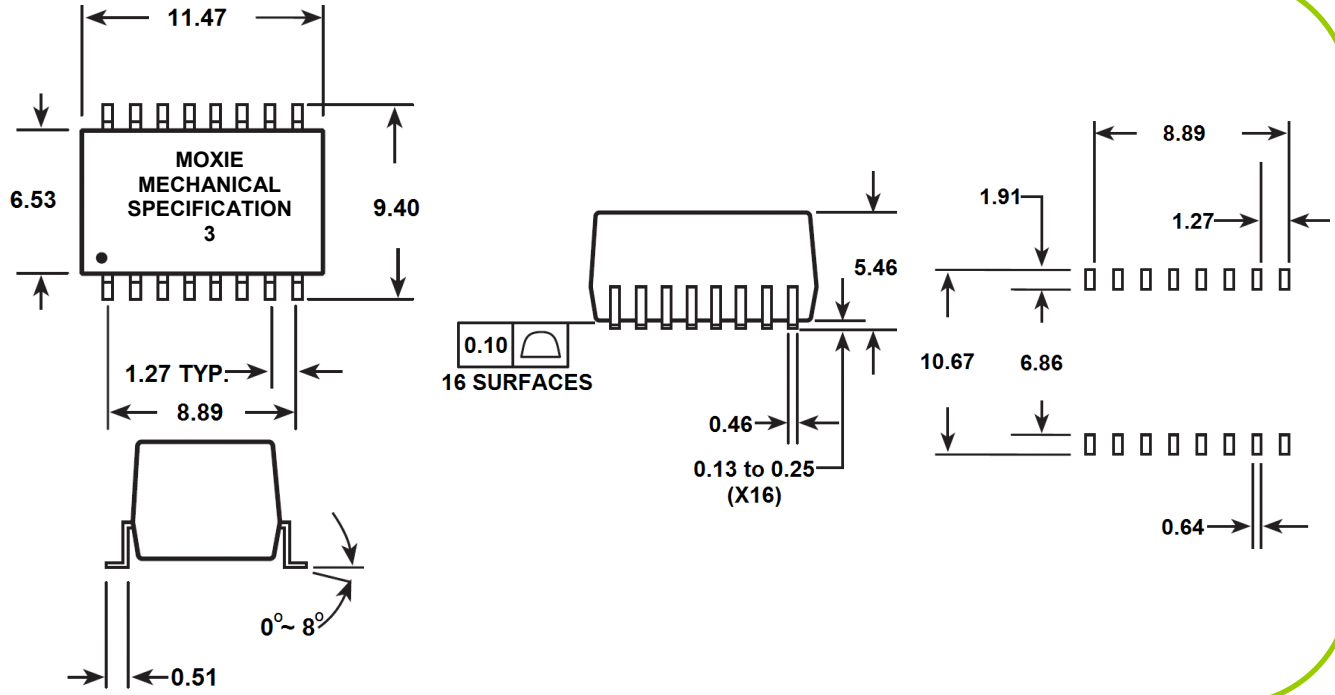
## MECHANICAL SPECIFICATIONS (mm)



REVISION B



## MECHANICAL SPECIFICATIONS (mm)

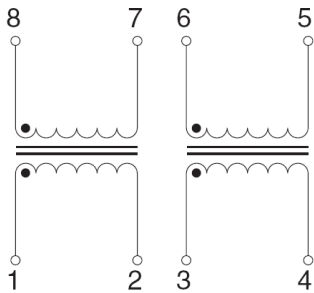


REVISION B

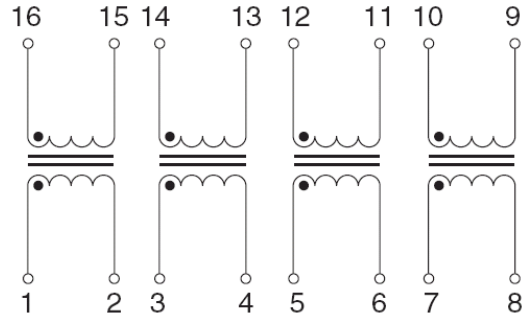


## SCHEMATICS

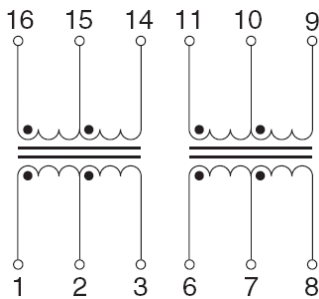
**MOXIE SCHEMATIC 1**



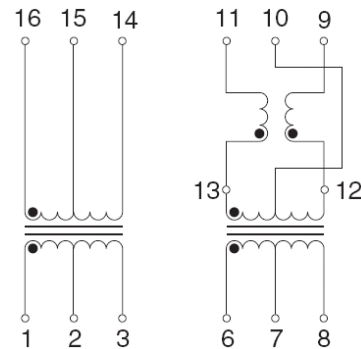
**MOXIE SCHEMATIC 2**



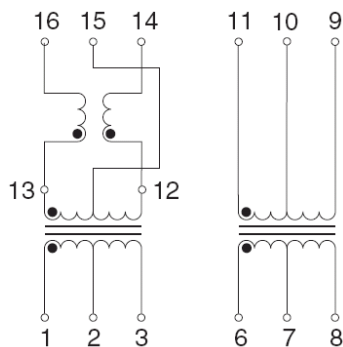
**MOXIE SCHEMATIC 3**



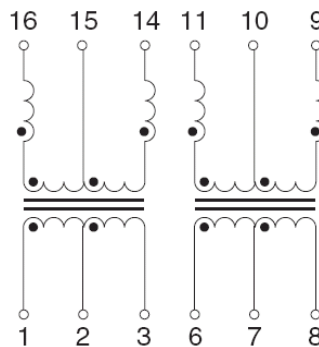
**MOXIE SCHEMATIC 4**



**MOXIE SCHEMATIC 5**



**MOXIE SCHEMATIC 6**



**MOXIE SCHEMATIC 7**

