

# MOX-SPI-1205SM

## DUAL WINDING SHIELDED SERIES DRUM CORES

MoxiE's MOX-SPI-1205SM series are designed to be used as single, coupled or (1:1) transformer applications. Engineered to provide high inductance, high current handling and high efficiency.

### Features:

- Low cost.
- Series connection mode.
- Perfect for DC-DC converters and VRM/VDC controllers.
- High inductance, high current industrial design.
- MoxiE custom inductance values and tolerance available.



## NOTES

---

---

---

---

---

---

---

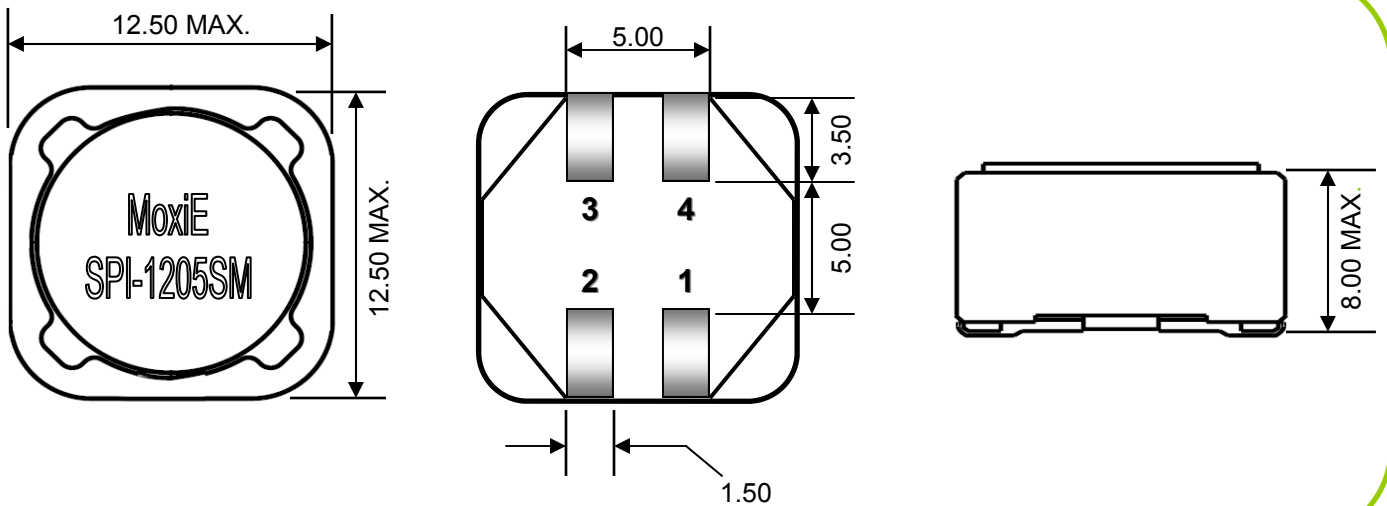
---

---

---

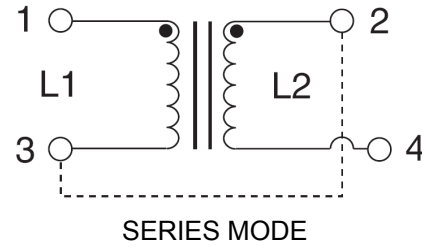
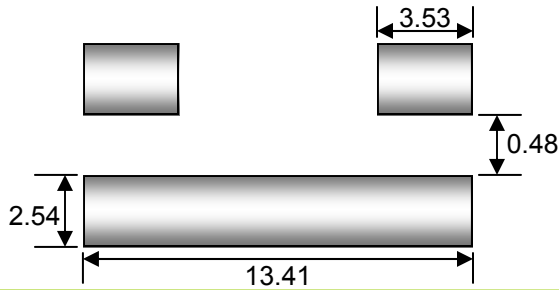


## MECHANICAL DIMENSIONS





## LANDING PATTERN & SCHEMATIC



## ELECTRICAL SPECIFICATIONS

MoxiE Part Number	Inductance (μH)	Tolerance (±)	OCL (μH ± 20%)	DCR (Ω Typ.)	Heating Current I <sub>dc</sub> (Arms)	Saturation Current I <sub>sat</sub> (A <sub>pk</sub> )
MOX-SPI-1205SM-1R8M	1.88	20%	1.72	0.0065	8.87	28.00
MOX-SPI-1205SM-4R00M	4.00	20%	3.45	0.0095	7.65	20.00
MOX-SPI-1205SM-6R00M	6.00	20%	5.43	0.0117	6.65	15.50
MOX-SPI-1205SM-8R8M	8.80	20%	8.10	0.0149	6.24	12.70
MOX-SPI-1205SM-130M	13.20	20%	11.33	0.215	5.15	10.70
MOX-SPI-1205SM-180M	18.80	20%	19.36	0.0368	4.05	8.20
MOX-SPI-1205SM-270M	27.20	20%	29.56	0.047	3.62	6.60
MOX-SPI-1205SM-330M	33.00	20%	35.45	0.0616	3.13	6.09
MOX-SPI-1205SM-400M	40.00	20%	41.88	0.0672	3.00	5.60
MOX-SPI-1205SM-600M	60.00	20%	56.34	0.0957	2.50	4.82
MOX-SPI-1205SM-880M	88.00	20%	91.70	0.157	1.95	3.77
MOX-SPI-1205SM-132M	132.00	20%	135.70	0.235	1.60	3.11
MOX-SPI-1205SM-188M	188.00	20%	188.20	0.288	1.46	2.64
MOX-SPI-1205SM-272M	272.00	20%	265.90	0.421	1.20	2.22
MOX-SPI-1205SM-328M	328.00	20%	265.90	0.421	1.20	2.22
MOX-SPI-1205SM-401M	400.00	20%	401.60	0.648	0.97	1.81
MOX-SPI-1205SM-601M	600.00	20%	595.50	0.987	0.77	1.49
MOX-SPI-1205SM-881M	880.00	20%	890.00	1.50	0.625	1.21
MOX-SPI-1205SM-1320M	1320.00	20%	1315.00	2.30	0.510	1.00
MOX-SPI-1205SM-1880M	1880.00	20%	1882.00	3.44	0.415	0.84
MOX-SPI-1205SM-3280M	3280.00	20%	3326.00	5.76	0.32	0.63

- DC current at which the inductance drops 30% typical from its value without current. It is the current flowing in one winding or the sum of the current flowing in both windings.
- DCR is for each winding. When leads are connected in series the DCR is twice the value.
- MoxiE test instruments: L: HP4192A LF IMEDANCE ANALYZER DC: CHEN HWA 502BC.
- RATED CURRENT: HP4284+42841A or CH1061+CH301A.
- DCR limits @ 20°C.
- Peak current for an approximate ΔT of 40°C without core loss, MoxiE recommends that the temperature of this part not exceed 125°C.
- Peak current for approximate 30% roll off at 20°C.
- RoHS Compliant.
- Operating temperature: -40°C to +125°C.
- MoxiE Inductor Corporation specifications are subject to change without notice.
- Revision A.